



NORTHWEST OKLAHOMA WIA ECONOMIC PROFILE

October 2009

Eight counties comprise the Northwest Oklahoma Workforce Investment Area (WIA). Those counties are Beaver, Cimarron, Dewey, Ellis, Harper, Texas, Woods, and Woodward counties. This profile report will provide an overview of population, employment, average wage, and commuting patterns specific to the Northwest Oklahoma WIA. In addition to industry-level employment and wage data, occupational data will also be presented.

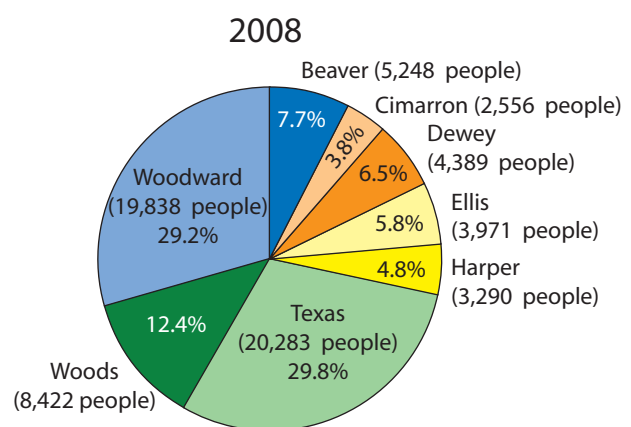
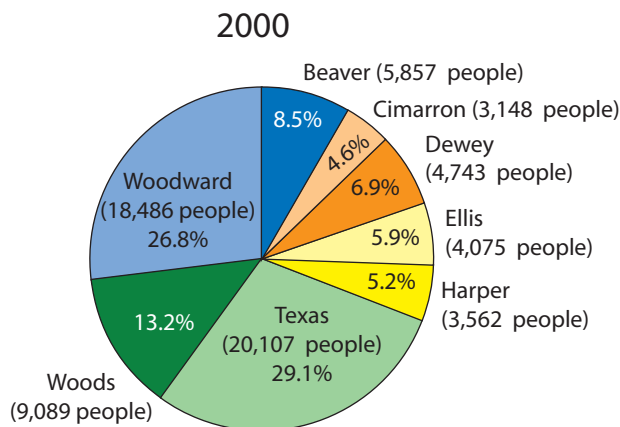
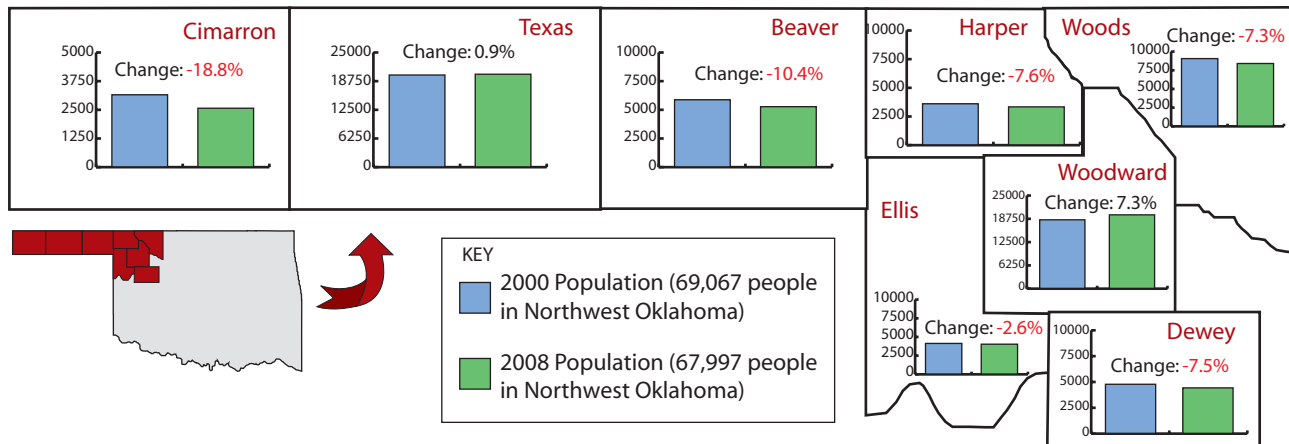
POPULATION

The accompanying graph and pie charts relate county and regional population information between 2000 and 2008. As a whole the region has experienced a net population decline of -1.5% between those years, losing more than 1,000 residents.

Only Texas and Woodward counties in the Northwest WIA show an estimated

net growth between 2000 and 2008, adding 176 and 1,352 residents respectively. Combined, those two counties represented 59.0% of the region's total population in 2008. Cimarron County experienced the largest population decline as a percentage, losing almost one out of every five residents.

NORTHWEST OKLAHOMA WIA POPULATION & DISTRIBUTION: 2000 - 2008



Source: US Census Bureau, Population Estimates Division <http://www.census.gov/popest/counties/tables/CO-EST2008-01-40.xls>

SECTOR EMPLOYMENT

Unlike US Bureau of Labor Statistics reported employment figures, EMSI job estimates include data for non - employer establishments (partnerships and sole proprietorships), military staffing and agricultural employment. The accompanying table relates sector employment totals and employment changes in Northwest Oklahoma between 2005 and 2009 according to EMSI.

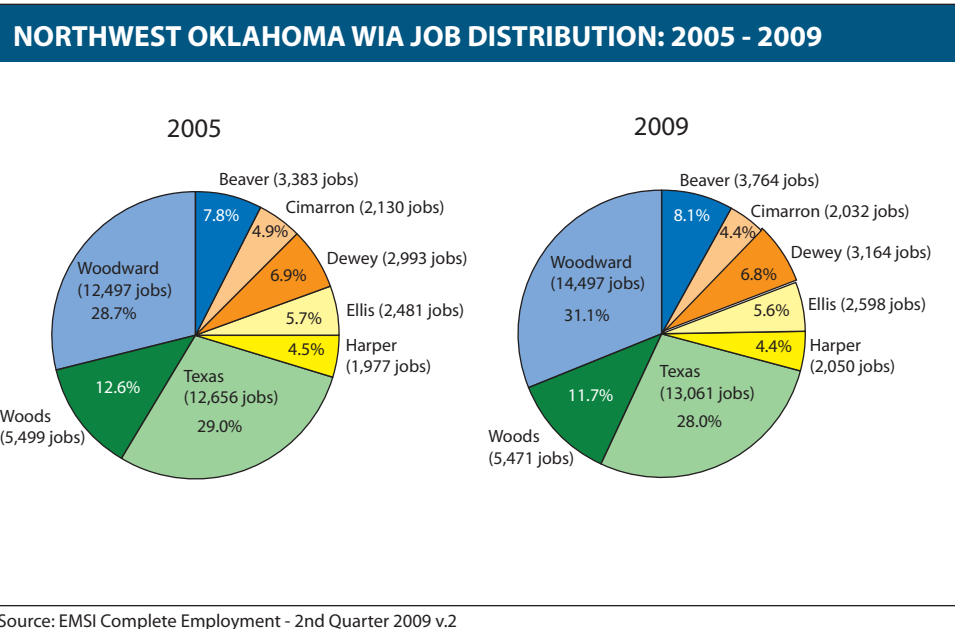
The Northwest WIA experienced an overall increase of 3,021 jobs (6.9%, or 1.35% annualized) between 2005 and 2009. Much of that growth (1,172 jobs or 38.8% of the overall growth) took place specifically within the Mining sector in Woodward county. All but three sectors (Manufacturing, Finance and Insurance, and Government) experienced net job growth during this time period.

The differing rates of growth between industries resulted in some changes to the overall industry employment mix in the Northwest WIA. Agriculture declined from representing 19.6% of the region’s overall employment in 2005 to representing 18.3% in 2009. Meanwhile, during the same time period, Mining grew from representing 6.4% of the region’s overall employment to 9.3%.

The accompanying pie charts relate the distribution of EMSI’s estimated employment mix among the eight counties in Northwest Oklahoma in both 2005 and 2009. As can be seen, Texas and Woodward counties account for the largest proportions of the region’s total non-farm employment. Among these eight counties, Woodward and Texas counties managed the largest employment increases (2,000 jobs and 404 jobs, respectively).

NORTHWEST OKLAHOMA WIA JOBS: 2005 - 2009					
NAICS	Sector	2005	2009	2005-2009 Change	% Change
11	Agr., Forestry, Fishing & Hunting	8,542	8,557	15	0.2%
21	Mining	2,790	4,327	1,537	55.1%
22	Utilities	291	306	15	5.3%
23	Construction	2,267	2,663	396	17.4%
31-33	Manufacturing	3,795	3,417	-378	-9.9%
42	Wholesale Trade	988	1,164	176	17.8%
44-45	Retail Trade	4,516	4,594	78	1.7%
48-49	Transportation & Warehousing	1,553	1,657	104	6.7%
51	Information	488	548	59	12.2%
52	Finance & Insurance	1,623	1,546	-78	-4.8%
53	Real Estate	847	1,041	194	22.9%
54	Professional, Scientific & Technical	1,049	1,233	184	17.6%
55	Management of Companies	196	227	31	15.9%
56	Administrative & Support	1,045	1,321	277	26.5%
61	Educational Services	100	130	30	29.5%
62	Health Care & Social Assistance	2,171	2,349	179	8.2%
71	Arts, Entertainment & Recreation	290	326	36	12.3%
72	Accommodation & Food Services	1,939	2,256	318	16.4%
81	Other Services, ex. public admin.	2,158	2,529	371	17.2%
90	Government	6,967	6,444	-523	-7.5%
	Total	43,616	46,637	3,021	6.9%

Source: EMSI Complete Employment - 2nd Quarter 2009 v.2



OCCUPATIONAL EMPLOYMENT

The accompanying tables here use EMSI data to show the top occupations in the Northwest WIA as defined by highest in number, highest in growth, and highest in average hourly earnings. There is a distinct difference in all three listings.

In total, the region added over 3,000 jobs between 2005 and 2009, an estimated 6.9% rate of job growth. Almost a third of that can be attributed to growth in Construction and Extraction occupations, which added an estimated 876 jobs and grew by over 30% during that period. The region is expected to have a similar rate of overall job between 2009 and 2015.

HIGHEST PAYING OCCUPATIONS

Top occupations by average hourly earnings are dominated by medical and engineering occupations. With the exception of Roof Bolters, these occupations typically require a minimum of a Bachelor's degree, and several require professional degree certification. Roof Bolters typically require a moderate level of on the job training.

Many of the Engineering jobs found on this list are also experiencing job growth, reflecting their importance in the region's growing Mining industry. EMSI's average hourly earnings for the eight county region assume a 40 hour week, working 52 weeks a year.

NORTHWEST OKLAHOMA WIA OCCUPATIONAL BREAKDOWN					
SOC Code	Description	2005 Jobs	2009 Jobs	2015 Jobs	Current Avg. Hrly.
Total, All Occupations		43,616	46,637	49,607	\$13.28
11-0000	Management occupations	8,868	9,072	9,428	\$13.48
43-0000	Office & administrative support occupations	5,020	5,270	5,498	\$11.12
41-0000	Sales & related occupations	4,616	4,967	5,374	\$11.36
47-0000	Construction & extraction occupations	2,744	3,620	3,860	\$16.51
53-0000	Transportation & material moving occupations	3,277	3,615	3,793	\$15.25
51-0000	Production occupations	2,654	2,694	2,998	\$13.68
25-0000	Education, training, and library occupations	2,508	2,391	2,503	\$18.95
37-0000	Building & grounds cleaning and maintenance	1,904	2,123	2,473	\$7.50
35-0000	Food preparation & serving related occupations	1,877	2,098	2,054	\$7.99
45-0000	Farming, fishing & forestry occupations	1,911	2,027	2,268	\$10.93
49-0000	Installation, maintenance & repair occupations	1,638	1,846	1,940	\$15.00
39-0000	Personal care and service occupations	1,257	1,302	1,306	\$7.40
13-0000	Business & financial operations occupations	1,045	1,080	1,196	\$16.19
29-0000	Healthcare practitioners & technical occupations	973	1,022	1,142	\$23.04
31-0000	Healthcare support occupations	590	684	763	\$9.01
27-0000	Arts, design, entertainment, sports & media occupations	595	602	631	\$11.41
33-0000	Protective service occupations	534	527	563	\$13.62
21-0000	Community & social services occupations	406	379	385	\$11.09
19-0000	Life, physical & social science occupations	312	333	376	\$22.44
55-0000	Military occupations	290	311	304	\$11.53
17-0000	Architecture & engineering occupations	209	273	306	\$29.55
15-0000	Computer & mathematical science occupations	248	263	290	\$19.98
23-0000	Legal occupations	141	139	153	\$21.07

Source: EMSI Complete Employment - 2nd Quarter 2009 v.2

NORTHWEST OKLAHOMA WIA HIGHEST PAYING OCCUPATIONS							
SOC Code	Description	2005 Jobs	2009 Jobs	2015 Jobs	2005-09 Change	2005-09 Change %	Current Avg Hrly. Earnings
29-1041	Optometrists	16	15	13	-1	-2%	\$56.37
29-1069	Physicians and surgeons	95	92	89	-3	-4%	\$52.58
11-9041	Engineering managers	12	16	16	4	29%	\$41.99
29-1051	Pharmacists	46	56	67	10	23%	\$40.45
17-2112	Industrial engineers	10	13	17	3	32%	\$38.31
17-2171	Petroleum engineers	58	89	101	31	53%	\$36.60
11-9032	Education Admin., Elem. & Secondary	70	67	69	-3	-4%	\$35.81
17-2151	Mining & geological eng., including mining	23	29	36	6	27%	\$33.13
47-5061	Roof bolters, mining	20	24	29	4	20%	\$32.90
17-2141	Mechanical engineers	13	17	18	4	28%	\$32.63

Source: EMSI Complete Employment - 2nd Quarter 2009 v.2

LARGEST EMPLOYING OCCUPATIONS

The top ten occupations by number of jobs in 2009 reflect 30% of the total number of jobs in the region, and the top three reflect the importance of farming in the Northwest WIA. With the exception of Farmers and Ranchers (the top ranked occupation in the accompanying table), all of the top ten jobs in this table are projected to experience continued growing demand. While Farmers and Ranchers are projected to experience continued decline through 2015, that decline is offset by projected increases in other agriculturally related occupations which offer higher average hourly earnings.

NORTHWEST OKLAHOMA WIA LARGEST EMPLOYING OCCUPATIONS						
SOC Code	Description	2005 Jobs	2009 Jobs	2015 Jobs	2005-2009 Change	2005-2009 % Change
11-9012	Farmers and ranchers	4,800	4,674	4,578	-127	-3%
11-9011	Farm, ranch, and other agricultural managers	1,375	1,398	1,463	23	2%
45-2092	Farmworkers & laborers, crop, nursery & greenhouse	1,060	1,143	1,291	84	8%
41-2031	Retail salespersons	995	1,099	1,192	104	10%
41-2011	Cashiers, except gaming	996	1,037	1,042	41	4%
43-9061	Office clerks, general	981	1,033	1,088	52	5%
53-3032	Truck drivers, heavy and tractor-trailer	857	1,004	1,054	148	17%
37-2012	Maids and housekeeping cleaners	797	957	1,142	160	20%
41-1011	First-line supervisors/mgrs. of retail sales workers	765	767	805	2	0%
43-3031	Bookkeeping, accounting, and auditing clerks	680	752	796	72	11%

Source: EMSI Complete Employment - 2nd Quarter 2009 v.2

FASTEST GROWING FUTURE OCCUPATIONS

Between 2009 and 2015, the region is expected to add almost 3,000 jobs, with almost one third of that job growth expected to come from the 10 occupations listed in the corresponding table presented here. While three of the top four occupations could be considered entry level (Maids, Farmworkers, and Retail Salespersons), the others are more closely associated with higher wages and management responsibilities. Five of the ten fastest growing occupations between 2009 and 2015 (Maids, Retail Salespersons, Farmworkers, Managers, and Nursing Aides) were also among the 10 fastest growing occupations between 2005 and 2009.

NORTHWEST OKLAHOMA WIA FASTEST GROWING FUTURE OCCUPATIONS					
SOC Code	Description	2009 Jobs	2015 Jobs	Projected Job Growth	Proj. Job Growth %
37-2012	Maids & housekeeping cleaners	957	1,142	185	19.3%
45-2092	Farmworkers & laborers, crop, nursery & greenhouse	1,143	1,291	147	12.9%
11-9199	Managers, all other	644	758	114	17.7%
41-2031	Retail salespersons	1,099	1,192	93	8.5%
11-1011	Chief Executives	522	592	70	13.5%
11-9141	Property, real estate & community association managers	267	334	68	25.3%
41-9022	Real estate sales agents	244	310	66	27.1%
41-9021	Real estate brokers	233	299	66	28.2%
11-9011	Farm, ranch & other agricultural managers	1,398	1,463	66	4.7%
31-1012	Nursing aides, orderlies & attendants	314	378	64	20.3%

Source: EMSI Complete Employment - 2nd Quarter 2009 v.2

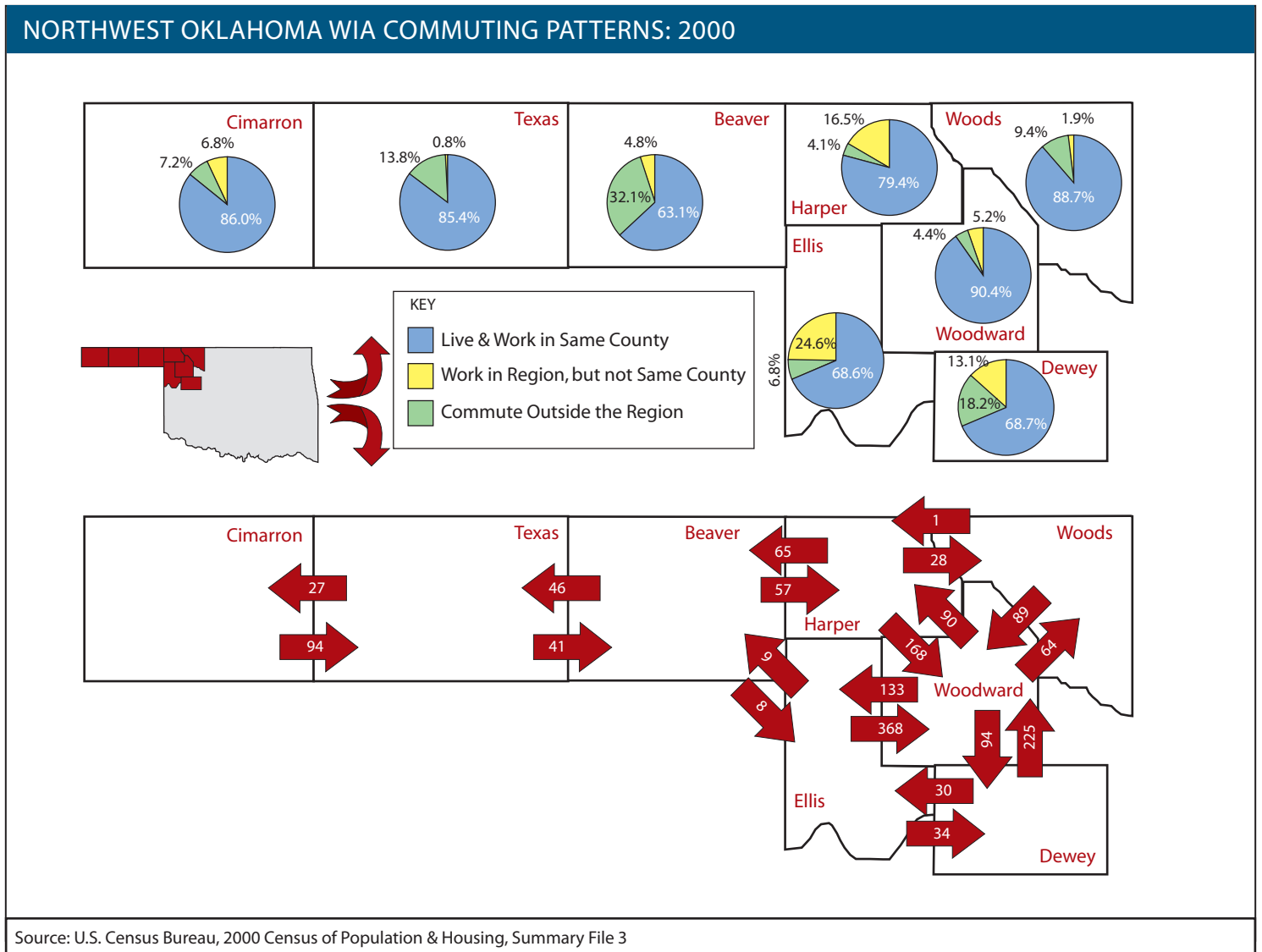
COMMUTING PATTERNS

In the graph below, the first map displays the percentages of a county's employed population that either (1) live and work in the same county, (2) work in the region, but not the same county as they reside, or (3) commute outside the region for employment.

Woodward County leads the region in the percentage of workers remaining in the county for employment at 90.4%. Ellis County has the lowest percentage of workers remaining in the county for employment at 68.6%. Beaver County has the highest percentage (32.1%) of workers that leave the WIA region for employment. The majority of these people commute to Liberal, Kansas.

The second map displays the residents of one county who commute to a bordering county within the Northwest WIA. This map shows commuting patterns within the region only. For more detail, including commuting to counties outside the region, please see the 2006 Demographic State of the State report, which may be viewed at www.okcommerce.gov/sos.

Woodward County is the largest employment hub in the region with 850 workers commuting into Woodward county from the four surrounding regional counties.



NORTHWEST OKLAHOMA WIA MAJOR MANUFACTURING EMPLOYERS

Company	City	Employment	NAICS	Product
Value Added Products	Alva	60	311211	Manufactures doughs, frozen or refrigerated
Plane Plastics Ltd	Alva	42	326199	Manufactures plastic automotive parts
Cargill Inc	Freedom	27	311942	Manufactures salt
Seaboard Farms of OK, Inc	Guymon	2,500-3,000	311611	Hog & pig meat processing
Guymon Extracts Inc	Guymon	25	311412	Manufactures frozen food products
Cargill Inc	Guymon	22	311119	Manufactures animal feed
Unibridge Systems Inc	Knowles	40	333997	Manufactures railroad track scales
lochem Corp	Vici	25	325188	Manufactures elemental iodine, industrial organic chemicals
Terra International Inc	Woodward	105	325311	Manufactures anhydrous ammonia, fertilizers
Weatherford Artificial Lift	Woodward	80	333911	Manufactures pumps/pumping equipment for oil & gas
New Park Drilling Fluids LLC	Woodward	30	325998	Manufactures oils & essential oils
Deepwater Chemicals Inc	Woodward	24	325188	Manufactures elemental iodine
International Manufactured	Woodward	24	331319	Manufactures aluminum rail & structural shapes
Cudd Pressure Control Inc	Woodward	23	334512	Manufactures combination oil & hydronic controls
Razien Metals Co	Woodward	20	332313	Plate metal fabricator; steel fabricator
Woodward Iodine Corp	Woodward	20	325188	Manufactures elemental iodine

Source: 2010 Oklahoma Directory of Manufacturers and Processors

NORTHWEST OKLAHOMA WIA MAJOR NON-MANUFACTURING EMPLOYERS

Company	City	NAICS	Employment	Product/Service
Beaver County				
Beaver County	Beaver	921110	50-100	County government
Riggs Tree Service Inc	Beaver	561730	50-100	Horticulture service
Turpin Public Schools	Turpin	611110	50-100	Education
Beaver Public Schools	Beaver	611110	50-100	Education
Beaver County Nursing Home	Beaver	623110	50-100	Health care
Hardberger & Smylie Inc.	Beaver	213112	50-100	Oil and gas services
Beaver County Memorial Hospital	Beaver	622110	50-100	Health care
Bennett Construction Inc	Beaver	237110	50-100	Construction
Forgan Public Schools	Forgan	611110	25-50	Education
Ramon & Bennett Roustabout Inc	Beaver	213112	25-50	Oil and gas services
Cimarron County				
Boise City Schools	Boise City	611110	50-100	Education
Cimarron County	Boise City	921110	50-100	County government
Cimarron Memorial Hospital	Boise City	622110	25-50	Health care
Lost Trail Dairy Llc	Boise City	112120	25-50	Dairy farm
Moore's Food Pride	Boise City	445110	25-50	Retail
The First State Bank	Keyes	522110	10-25	Financial services
Felt Public Schools	Felt	611110	10-25	Education
Dewey County				
Town of Vici	Vici	623110	50-100	City government
Seiling Public Schools	Seiling	611110	50-100	Education
Dewey County	Taloga	921110	50-100	County government
Vici Public Schools	Vici	611110	50-100	Education
Leedey Public Schools	Leedey	611110	25-50	Education
Western Quick Stops Llc	Leedey	447110	25-50	Retail
Seiling Municipal Hospital	Seiling	622110	25-50	Health care
Seiling Nursing Center	Seiling	623110	25-50	Health care
Kauk Construction Llc	Leedey	213112	25-50	Construction
My Way Cafe	Seiling	722110	25-50	Retail
Ellis County				
J & L Services Llc	Shattuck	484121	50-100	Freight trucking
Newman Memorial Hosp	Shattuck	622110	50-100	Health care
Ellis County	Arnett	921110	50-100	County government
Shattuck Public Schools	Shattuck	611110	50-100	Education
Shattuck Nursing Center, Inc.	Shattuck	623110	50-100	Health care

NORTHWEST OKLAHOMA WIA MAJOR NON-MANUFACTURING EMPLOYERS, Continued

Company	City	NAICS	Employment	Product/Service
Ellis County, Continued				
Arnett New Holland Inc	Arnett	423820	25-50	Farm equip. wholesaler
Gage Public Schools	Gage	611110	25-50	Education
Fargo Public Schools	Fargo	611110	25-50	Education
Arnett Public Schools	Arnett	611110	25-50	Education
Harper County				
Murphy Brown Llc	Laverne	112210	125-175	Swine production
State Department Of Transportation	Buffalo	926120	50-100	Regional office for state road work
Laverne Schools	Laverne	611110	50-100	Education
Harper County Community Hospital	Buffalo	622110	50-100	Health care
Buffalo Schools	Buffalo	611110	50-100	Education
Harper County	Buffalo	921110	50-100	County government
Grace Living Centers-Buffalo	Buffalo	623110	50-100	Health care
General Inc	Laverne	213112	25-50	Oil and gas services
Buffalo Feeders Llc	Buffalo	112112	25-50	Cattle feedlot
Orion Construction Services Corp	Laverne	237120	25-50	Construction
Texas County				
Seaboard Foods Lp	Guymon	112210	400-450	Swine production
Guymon Public Schools	Guymon	611110	400-450	Education
Hitch Enterprises Inc.	Guymon	112111	250-300	Swine production
Wal-Mart Associates Inc	Guymon	452112	200-250	Retail
Murphy Brown Llc	Texhoma	112210	150-200	Swine production
Memorial Hospital Of Texas County	Guymon	622110	150-200	Health care
Texas County	Guymon	921110	150-200	County government
Panhandle Telephone	Guymon	517110	150-200	Telephone service
City of Guymon	Guymon	921110	100-150	City government
Hooker Public Schools	Hooker	611110	50-100	Education
Tri-County Electric Cooperative Inc	Hooker	221122	50-100	Electric services
Dunaway Manor Nursing Home	Guymon	623110	50-100	Health care
Woods County				
Northwestern Oklahoma State	Alva	611310	300-350	Education
Alva Independent Schools	Alva	611110	150-200	Education
Share Medical Center	Alva	622110	150-200	Health care
Wal-Mart Associates Inc	Alva	452910	150-200	Retail

NORTHWEST OKLAHOMA WIA MAJOR NON-MANUFACTURING EMPLOYERS, Continued

Company	City	NAICS	Employment	Product/Service
Woods County, Continued				
City Of Alva	Alva	921110	50-100	City government
Beadles Nursing Home	Alva	623110	50-100	Health care
Northwest Technology Center School	Alva	611519	50-100	Education
Woods County	Alva	921110	50-100	County government
The Central National Bank	Alva	522110	50-100	Financial services
Waynoka Public Schools	Waynoka	611110	50-100	Education
Woodward County				
Woodward Indep Schools	Woodward	611110	350-400	Education
Northwest Center For Behavioral Health	Fort Supply	622210	350-400	Health care
Wal-Mart Associates Inc	Woodward	452910	300-350	Retail
Woodward Hospital & Health Center	Woodward	622110	200-250	Health care
Beaver Express Service Llc	Woodward	492110	200-250	Trucking services
City Of Woodward	Woodward	921110	150-200	City government
Gray Wireline Service Inc	Woodward	213112	100-150	Services to O & G
Oklahoma's Action Rehabilitation Center	Woodward	624310	100-150	Social services for the mentally impaired
William S. Key Correctional Center	Fort Supply	922140	100-150	Minimum security prison
Woodward County	Woodward	921110	50-100	County government
Mutual Of Omaha	Woodward	524291	50-100	Insurance services
Mooreland Schools	Mooreland	611110	50-100	Education
L & L Backhoe, Inc.	Woodward	238912	50-100	Specialty trade contractors
North Star Well Services Inc	Woodward	213112	50-100	Oil and gas services
Diamond Services Company	Woodward	238912	50-100	Specialty trade contractors
Northwest Crane Service Llc	Woodward	238992	50-100	Specialty trade contractors
Sonic Drive In-Woodward	Woodward	722211	50-100	Retail
Source: 2009 Oklahoma Business Directory				

CONTACT INFORMATION

If you have any questions or comments about this WIA Profile, please contact:

Deidre Myers (405.815.5383) or Aldwyn Sappleton (405.815.5369)

Commerce Website: www.okcommerce.gov